


Pump Specification Sheet (PSS)

Pump type:	E14-NSTNDNN2W-06	Page 1 of 1
Article number of pump:	6050C0007	
Sample serials:	NA	
Control type:	Fix speed	
PWM type:	None	
Speed range:	2700 rpm	
Input voltage range:	230 V, 50/60 Hz	
Protection:	IP55	
Maximum system pressure [bar]	PN0, 2MPa (2bar)	
Operating temperature range (water)	10°C - 60°C	
Operating temperature range (room)	10°C - 50°C	
Storage temperature range	-20°C - 50°C	
Max hydraulic performance (Q×H=max)	33W (7000l/h×1,7m)	
Max head of pump H{Q=1000l/h}	2,7m (78,9W)	
Max input power: [W]	115W	
Possible media:	pure water	

6050C0007

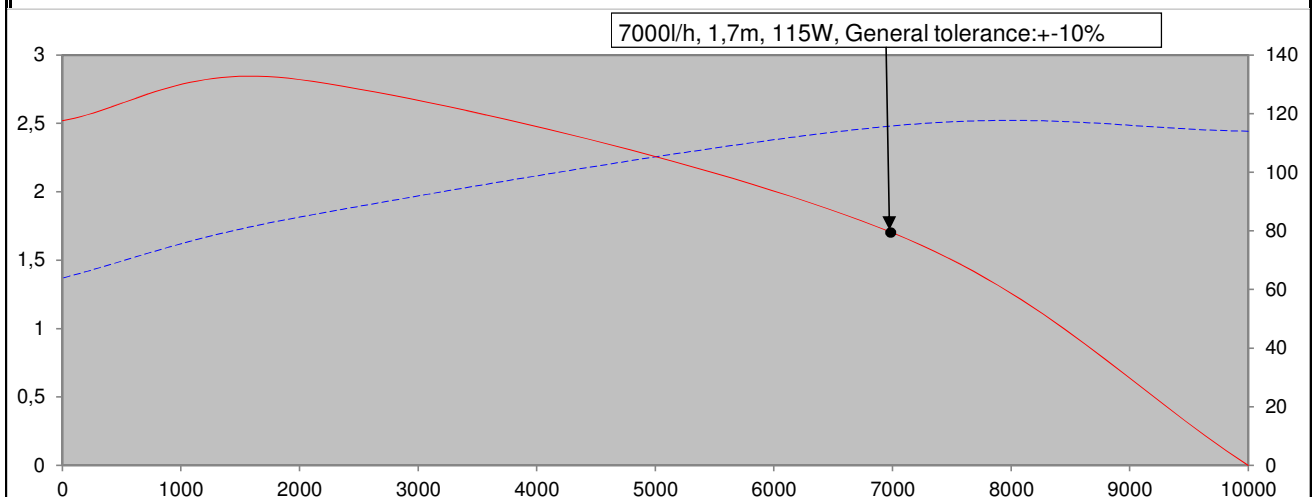
WARNING: E14-NSTNDNN2W-06
see instruction manual for proper installation. Nonsubmersible Pump. To reduce risk of electric shock, connected only to a properly grounding-type receptacle. Acceptable For indoor Use Only. For use with maximum 60°C (140°F). For supply connection, use wires acceptable for at least 75°C (167°F). Use copper conductors only. THERMALLY PROTECTED.

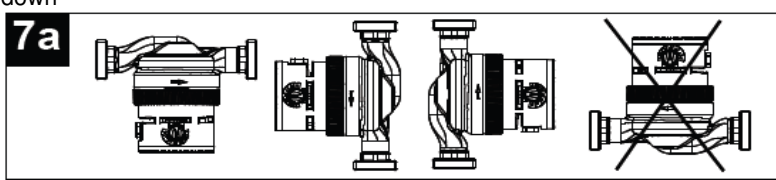
CE PD: 20140708

Max fluid temp: 140°F (60°C) ClassF
 Max pressure: 29 PSI (2 bar)

Volts	Watts	Hertz	IP
220-240	115	50/60	55

Hydraulic curve: 230V, 50/60Hz



Allowed mounting positions:	All, except top side down <div style="text-align: center;">  </div>
Connection type:	6/4" (1 1/2)" Buttress connection
Weight: [g]	1475g
Dimensions: [mm]	150mm×100mm×140mm (L×W×H)